



CLASSIC SERIES FRAME TENT

Classic Series Frame Tents combine a simple interconnected frame secured with fasteners to support the top fabric, allowing you to maximize space within the shelter. All Classic Series Frame tents use West Coast Style frames and fittings, making them interchangeable with all other frames and fittings in this style. Frame tents need to be staked to the ground or otherwise anchored for maximum stability.


Easy Setup • Freestanding Supports • Custom Printing Available



FREESTANDING - NO CENTER POLES FOR MAXIMUM AVAILABLE SPACE!



FITTING WITH R-PIN



INSIDE FRAMEWORK



SECTIONAL TOP LACE LINE




RATCHET ASSEMBLY



TUBING



SCALLOPED VALANCE

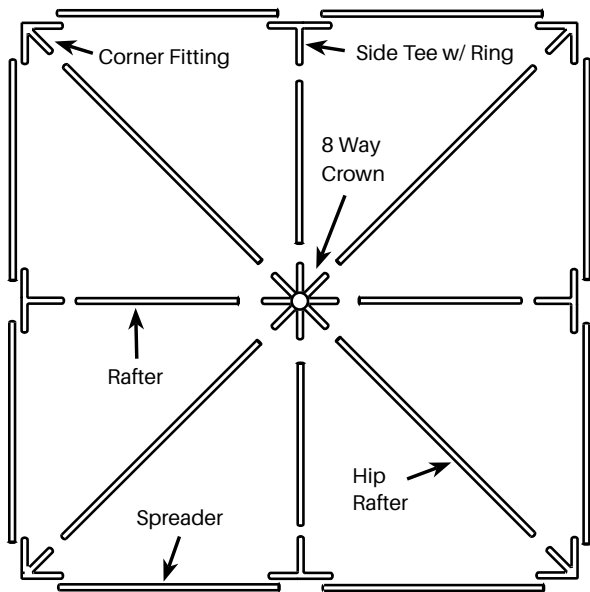


STANDARD BASE PLATE



Component Overview:


- West Coast style frames and fittings




General frame tent construction shown on a 20' x 20'

Tent Construction:

- 16 oz (540 gsm) blockout, flame resistant, mold and mildew resistant vinyl
- All panels are bonded with 1" (2.5 cm) heat sealed overlapped seams
- 5/32" (3.9 mm) Nylon sidewall rope line around perimeter of tent top
- Sidewall rope line is replaceable if ever needed
- Multi-layered reinforcements at crown locations
- Scalloped valances bound with vinyl binding
- 95% of tent top is bonded with heat sealed construction
- Stock colors and custom printing available by special order



MULTI-LAYERED REINFORCEMENTS



ALLIGATOR CLIPS & SIDEWALL ROPE



IDENTIFICATION LABEL FLAME CERTIFICATE



5373 State Route 29, Celina, Ohio 45822-9210 • Sales@Celina.com
 Celina.com • Youtube.com/CelinaTent • 419-586-3610 • 1-866-GET-TENT